

— VALETON —

**DAPPER
DARK**
Mini

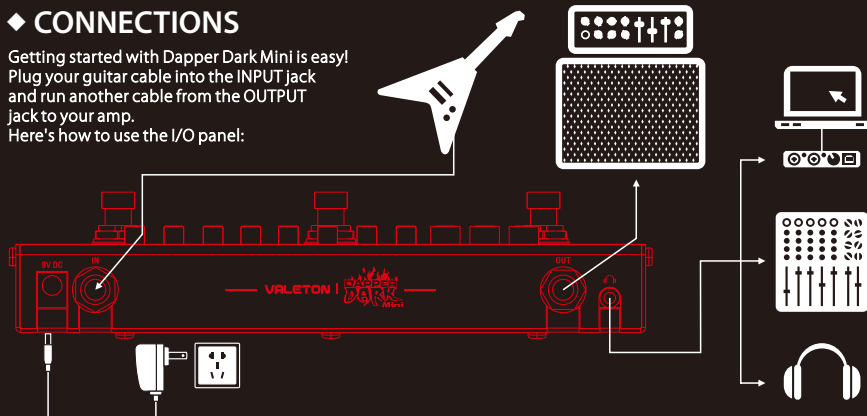


OWNER'S MANUAL

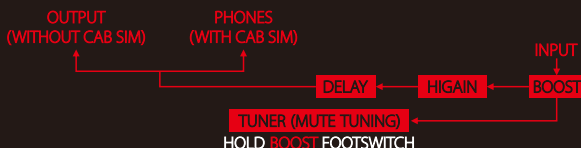
Dapper Dark Mini is your little ally from the dark side. This all-in-one mini monster has everything you need. Please look over this manual to help you get the most out of Dapper Dark Mini.

◆ CONNECTIONS

Getting started with Dapper Dark Mini is easy! Plug your guitar cable into the INPUT jack and run another cable from the OUTPUT jack to your amp. Here's how to use the I/O panel:



◆ SIGNAL PATH



◆ MODULES (IN ORDER OF SIGNAL FLOW)

TUNER

First in line is a stealth fast and accurate tuner so you can play confidently in tune. Hold the BOOST module ON/OFF switch to enable the TUNER. When this module is activated, Dapper Dark Mini will be MUTED.



EFFECTS STRIP **Mini**



The seven bi-color LEDs below indicate the current note name. The natural notes are shown in blue, and the sharp notes are shown in green.

Pitch flat (Red)
In tune (Green)
Pitch sharp (Red)

The three LEDs below indicate the pitch accuracy.

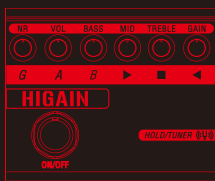


BOOST

Use the one-knob BOOST to kick your sound up to the next level. You get up to +12dB of gain with some extra highs and digging-in lows.

Controls:

BOOST: Controls the boost amount



HIGAIN

HIGAIN is heart of this little monster. Featuring definitive lows, edgy highs, massive gain and sweet definition, the hi gain distortion module is deliberately brutal. A 3-band EQ makes it flexible, and a built-in noise gate keeps hum away.


Controls:

NR: Controls the noise reduction threshold

VOL: Controls the output volume

BASS/MID/TREBLE: Controls the low/mid/high EQ parameters

GAIN: Controls the amount of gain



DELAY

Use the analog-voiced DELAY module to beef up your riffs and solos with warm, clear repeats.

Hold the footswitch to enable Tap Tempo function. Tap to the rhythm of the song you're playing, and the TAP/PHONES LED will pulse to indicate the delay time you set. Hold the footswitch again to return to knob-controlled tempo mode.

The max delay time is 1000ms.

Controls:

LEVEL: Controls the effect level

REGEN: Controls the delay feedback (repeats)

TIME: Controls the delay time

PHONES



Plug your headphones into the PHONES jack for silent jams. It's equipped with a cab simulator, so you can run Dapper Dark Mini right to your headphones and sound like you're playing through a stack. You can also run a line out of this jack for direct recording or straight to the house PA system.



Use the TAP/PHONES knob to adjust the headphones output volume.

Controls:

TAP/PHONES: Controls the headphone output



◆ SPECIFICATIONS

Power Requirement: 9V DC center negative

Current Consumption: 110mA

Dimensions: 197mm(D) × 65mm(W) × 42mm(H)

Weight: 417g

